

# Skapa konto – Aktivera – Ladda ner Matlab hos MathWorks

2016-04-12 10:47 | Senast uppdaterad 2016-04-12 10:52

Surfa till: <http://www.mathworks.se/>  
Klicka på **Log In**

MathWorks® Products Solutions Academia Support Community Events Company

Contact Us How To Buy Log In

Search MathWorks.com

## MATLAB Speaks Big Data

Be your own data scientist – use MATLAB with Hadoop and MapReduce

Learn more

**NORDIC MATLAB EXPO 2016**  
21 April | Stockholm

Register

Products Events Training

Explore products for MATLAB, the language of technical computing, and Simulink, for simulation and Model-Based Design.

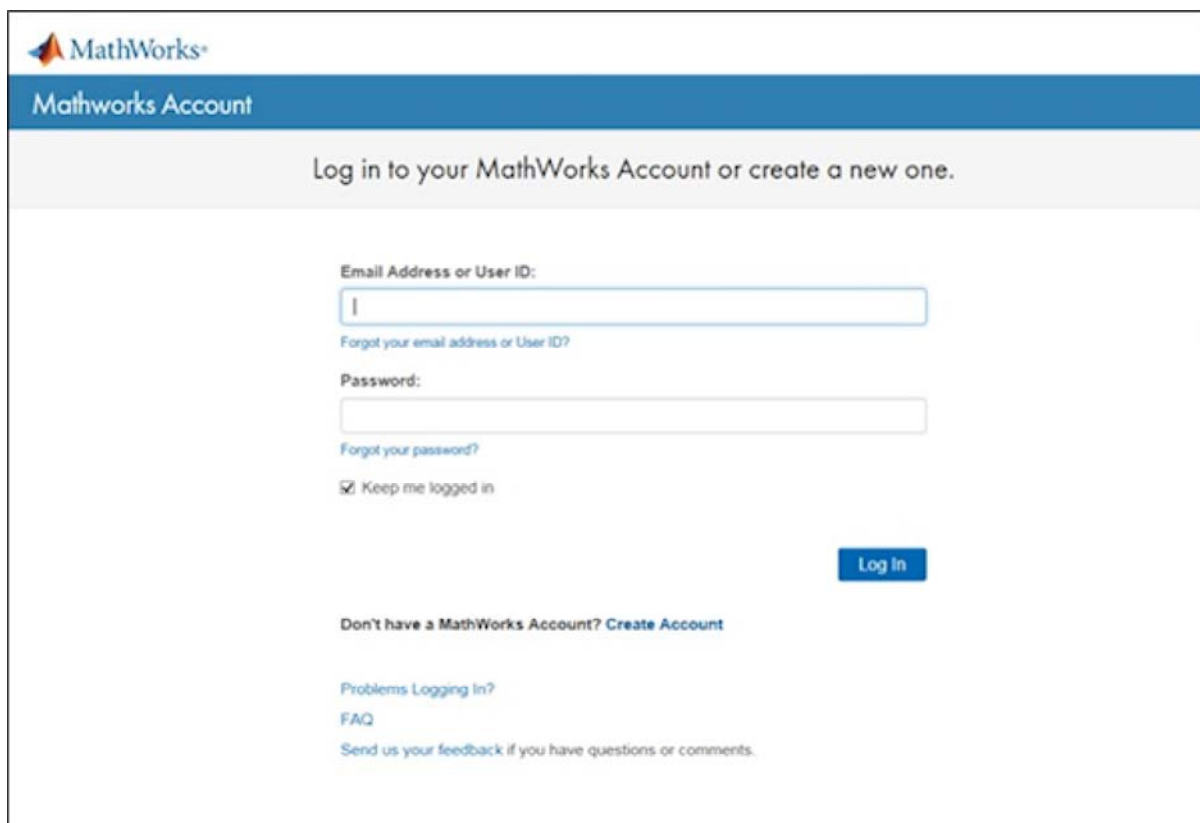
### Featured Products

- Statistics and Machine Learning Toolbox
- Computer Vision System Toolbox
- Robotics System Toolbox
- Simscape
- HDL Coder

**Latest Release**  
**R2016a**  
Two new products and updates to MATLAB, Simulink, and 81 other products

**Trial Software**  
Try MATLAB, Simulink, and Other Products  
» Get trial software

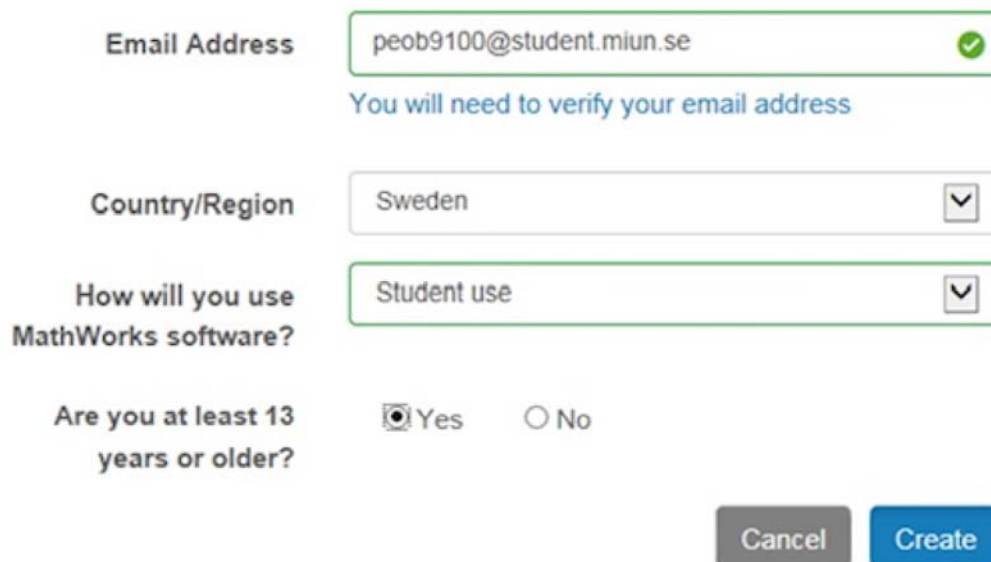
Klicka på **Create Account**



The image shows the MathWorks Account login page. At the top left is the MathWorks logo. Below it is a blue header with the text "Mathworks Account". The main heading is "Log in to your MathWorks Account or create a new one." Below this are two input fields: "Email Address or User ID:" and "Password:". Below the email field is a link "Forgot your email address or User ID?". Below the password field is a link "Forgot your password?". There is a checked checkbox "Keep me logged in". A blue "Log In" button is on the right. Below the button is a link "Don't have a MathWorks Account? Create Account". At the bottom are links for "Problems Logging In?", "FAQ", and "Send us your feedback if you have questions or comments."

Fyll i din epost adress (Student [anvandarid@student.miun.se](mailto:anvandarid@student.miun.se), Personal [fornamn.efternamn@miun.se](mailto:fornamn.efternamn@miun.se)), Land, hur du ska använda Matlab och att du är över 13 år.

## Create MathWorks Account



The image shows the "Create MathWorks Account" form. It has four main sections: "Email Address" with the value "peob9100@student.miun.se" and a green checkmark, with a note "You will need to verify your email address"; "Country/Region" with a dropdown menu showing "Sweden"; "How will you use MathWorks software?" with a dropdown menu showing "Student use"; and "Are you at least 13 years or older?" with radio buttons for "Yes" (selected) and "No". At the bottom right are "Cancel" and "Create" buttons.

Invänta mailet (Kan dröja)

---

## Verify your email address

1. Go to your inbox for **peob9100@student.miun.se**.
2. Click the link in the email we sent you.

### Didn't get the email?

1. Check your spam folder.
2. [Send me the email again](#).
3. For additional assistance, see [Email Verification](#) or contact [Customer Support](#).

Klicka **Verify your email** i epost-meddelandet

### Thank you for registering with MathWorks!

To complete the registration process, verify your email address by clicking this link:

[Verify your email](#)

Sincerely,  
MathWorks Customer Service Team

[Privacy policy](#)

Fyll i dina uppgifter samt Activation Key (39819-62955-29378-02562-68694), klicka **Create**

First Name	<input type="text" value="Pelle"/>	✓
Last Name	<input type="text" value="Oberg"/>	✓
User ID (Optional)	<input type="text" value="peob9100"/>	✓
	Must include 6 to 16 alphanumeric characters and start with a letter (Example: jsmith555) <a href="#">Learn more</a>	
Password	<input type="password" value="••••••••"/>	✓
	Must be at least 8 characters, with at least one upper-case and one number	
Password Confirmation	<input type="password" value="••••••••"/>	✓

## Location of your School/University

Please provide the following information in English.

Country/Region of School/University	<input type="text" value="Sweden"/>	▼
School / University	<input type="text" value="Mid Sweden University"/>	✓

## Associate Your Account to a License

If you have MATLAB already, enter your activation key or license number here. [What will this allow me to do?](#)

Activation Key or License Number (Optional)	<input type="text" value="39819-62955-29378-02562-68694"/>	✓
	Type 'license' at the MATLAB prompt to get your license number or get an activation key from your MATLAB administrator.	

Create


Klicka på **Download**

✓ Your profile was created and associated to your license

**Pelle Oberg (peob9100)**



**My Profile**  
[Edit Profile](#)  
[Change Password](#)  
[Communication Preferences](#)



**My Purchases**  
[View Order History](#)



**MATLAB and Simulink Tutorials**  
 Learn basics of MATLAB and Simulink with interactive lessons and exercises.  
[Watch tutorials](#)

○ ○ ○ ○ ○ ● ○

## My Licenses

License	Product	Actions
697441		<a href="#">Download</a> <a href="#">Manage License</a>
	Buy the latest release of MATLAB & Simulink Student Version	<a href="#">Buy R2016a</a>

[Add a license](#)

## My Activities

### File Exchange

[View my files](#)

### MATLAB Answers

[View my questions & answers](#)

### Service Requests

[View my service requests](#)

### Bug Reports

[View my bug reports](#)

Klicka på vilken version du ska använda



[Contact Us](#) [How To Buy](#) [Pelle](#) ▾

## Downloads

### Download R2016a



Download R2016a

### Download Earlier Release

- [R2015b](#)
- [R2015aSP1](#)
- [R2015a](#)
- [R2014b](#)
- [R2014a](#)

R2016a  
 Released: 2016-03-03  
[System Requirements](#)  
[Release Highlights](#)

Klicka på vilket operativsystem du använder och väl sen vart du vill spara installationsfilen. Starta installationsfilen där du valde att spara filen.

## Downloads

### Download R2016a Installer

#### 1. Choose Installer

[Linux \(64-bit\)](#)[Mac OS X \(Intel 64-bit\)](#)[Windows \(64-bit\)](#)

#### 2. Download product files

Run the installer and log in as peob9100@student.miun.se

#### Helpful links

[R2016a System Requirements](#)[View instructions for running the installer](#)[When do I select my products?](#) ⓘ